



APIS
INDIA LIMITED

Dated: July 16, 2009

To

The Bombay Stock Exchange Limited
Mumbai

Subject:- Compliance u/c 35 of the Listing Agreement

Dear Sir,

Please find attached the Shareholding Pattern for the Quarter ended June 30, 2009 as per the requirement of Clause 35 of the Listing Agreement.


For Apis India Limited
(Formerly known as Eweb Univ Limited)

Authorised Signatory

Encl.: a/a




Statement Showing Shareholding Pattern									
Name of the Company :		APIS INDIA LIMITED							
Name of script		APIS							
Scrip Code :		506166					Quarter Ended :		June 30, 2009
Class of Script		Equity Share							
Category code	Category of Shareholder	Number of Shareholders	Total number of shares	Number of shares held in dematerialized form	Total shareholding as a percentage of total number of shares		Shares Pledged or otherwise encumbered		
					As a percentage of (A+B) ¹	As a percentage of (A+B+C)	Number of shares	As a percentage of Total No. of Shares	
(A)	Shareholding of Promoter and Promoter Group ²								
1	Indian								
(a)	Individuals/ Hindu Undivided Family	4	174,300	1,74,300	70.00%	70.00%	0	0.00%	
(b)	Central Government/ State Government(s)	0	0	0	0	0	0	0.00%	
(c)	Bodies Corporate	0	0	0	0	0	0	0.00%	
(d)	Financial Institutions/ Banks	0	0	0	0	0	0	0.00%	
(e)	Any Others (Specify)	0	0	0	0	0	0	0.00%	
	Sub Total(A)(1)	4	174,300	1,74,300	70.00%	70.00%	0	0.00%	
2	Foreign								
a	Individuals (Non-Residents Individuals/ Foreign Individuals)	0	0	0	0.00%	0.00%	0	0.00%	
b	Bodies Corporate	0	0	0	0.00%	0.00%	0	0.00%	
c	Institutions	0	0	0	0.00%	0.00%	0	0.00%	
	Sub Total(A)(2)	0	0	0	0.00%	0.00%	0	0.00%	
	Total Shareholding of Promoter and Promoter Group (A) = (A)(1)+(A)(2)	4	174,300	1,74,300	70.00%	70.00%	0	0.00%	
(B)	Public shareholding								
1	Institutions						NA	NA	
(a)	Mutual Funds/ UTI	0	0	0	0.00%	0.00%			
(b)	Financial Institutions Banks	0	0	0	0.00%	0.00%			
(c)	Central Government/ State Government(s)	0	0	0	0.00%	0.00%			
(d)	Venture Capital Funds	0	0	0	0.00%	0.00%			
(e)	Insurance Companies	0	0	0	0.00%	0.00%			
(f)	Foreign Institutional Investors	0	0	0	0.00%	0.00%			
(g)	Foreign Venture Capital Investors	0	0	0	0.00%	0.00%			
(h)	Any Other (specify)	0	0	0					
	Sub-Total (B)(1)	0	0	0	0.00%	0.00%			

B 2	Non-institutions						NA	NA
(a)	Bodies Corporate	0	0	0	0.00%	0.00%		
(b)	Individuals				0.00%	0.00%		
I	Individual shareholders holding nominal share capital up to Rs 1 lakh	18	74,700	0	30.00%	30.00%		
II	Individual shareholders holding nominal share capital in excess of Rs. 1 lakh.	0	0	0	0.00%	0.00%		
(c)	Any Other (specify)							
	(1) Trusts	0	0	0	0.00%	0.00%		
	(2) Non Resident Indians	0	0	0	0.00%	0.00%		
	(3) Clearing Members	0	0	0	0.00%	0.00%		
	(4) Hindu Undivided Families	0	0	0	0.00%	0.00%		
	Sub-Total (B)(2)	18	74,700	0	30.00%	30.00%		
	Total Public Shareholding (B)=							
(B)	(B)(1)+(B)(2)	18	74,700	0	30.00%	30.00%		
	TOTAL (A)+(B)	22	249,000	1,74,300	100.00%	100.00%	0	0.00%
(C)	Shares held by Custodians and against which Depository Receipts have been issued	0	0	0	0.00%	0.00%	NA	NA
	GRAND TOTAL (A)+(B)+(C)	22	249,000	1,74,300	100.00%	100.00%	0	0.00%
	Note: Since the Company has only one class of securities, hence the Statement showing							
	For Apis India Limited							
								
	Director							
	Dated July 16, 2009							

(I)(b) Statement showing Shareholding of persons belonging to the category
"Promoter and Promoter Group"


Sr. No.	Name of the shareholder	Total shares held		Shares pledged or otherwise encumbered		
		Number of shares	As a % of grand total (A)+(B)+(C)	Number	As a percentage of Shares held by Promoter/Promoter Group	As a % of grand total (A)+(B)+(C) of sub-clause (I)(a)
1	Mr. Deepak Anand	50000	20.08	0	0	0
2	Mrs. Prem Anand	50000	20.08	0	0	0
3	Mr. Vimal Anand	37300	14.98	0	0	0
4	Mr. Amit Anand	37000	14.86	0	0	0
Total		174300	70.00%	0	0.00%	0.00%

For Apis India Limited




Director

(I)(c) <u>Statement showing Shareholding of persons belonging to the category</u> <u>"Public" and holding more than 1% of the total number of shares</u>			
Sr. No.	Name of the shareholder	Number of shares	Shares as a percentage of total number of shares {i.e., Grand Total (A)+(B)+(C) indicated in Statement at para (I)(a) above}
1	Yatin Arya	5500	2.21
2	Rajeev Kumar Vats	5200	2.09
3	Mr. Satish Malik	3800	1.53
4	Ms. Heera Swami	2500	1.00
5	Ashwani Vats	5400	2.17
6	Mr. Sushil Gupta	3950	1.59
7	Mr. Brij Sikka	3000	1.20
8	Mrs. Meena Malik	6450	2.59
9	Preetraj Singh	7500	3.01
10	Mr. Vikram Dhawan	3000	1.20
11	Mr. Brahm Diwan	4300	1.73
12	Ms. Jyoti Kwatra	7000	2.81
13	Mr. Harvinder Singh	5000	2.01
14	Mr. Shiv Diwan	5000	2.01
15	Mr. Vipin Ahuja	2500	1.00
	total	70100	28.15
	TOTAL	70100	28.15

Apis Infria Limited

 Director

(I)(d)		<u>Statement showing details of locked-in shares</u>	
Sr. No.	Name of the shareholder	Number of locked-in shares	Locked-in shares as a percentage of total number of shares {i.e., Grand Total (A)+(B)+(C) indicated in Statement at para (I)(a) above}
1	TOTAL	0	0.00
	Total	0	0.00%

Apis India Limited




Director

(II)(a)

Statement showing details of Depository Receipts (DRs)


Sr. No.	Type of outstanding DR (ADRs, GDRs, SDRs, etc.)	Number of outstanding DRs	Number of shares underlying outstanding DRs	Shares underlying outstanding DRs as a percentage of total number of shares {i.e., Grand Total (A)+(B)+(C) indicated in Statement at para (I)(a) above}
1	NA	NA	NA	NA

Apis India Limited



Director

(II)(b) Statement showing Holding of Depository Receipts (DRs), where underlying shares are in excess of 1% of the total number of shares				
Sr. No.	Name of the DR Holder	Type of outstanding DR (ADRs, GDRs, SDRs, etc.)	Number of shares underlying outstanding DRs	Shares underlying outstanding DRs as a percentage of total number of shares {i.e., Grand Total (A)+(B)+(C) indicated in Statement at para (I)(a) above}
1	NA		0	0

Apis India Ltd

 Director