

Introductory sub-table 1(a)

Name of the Company: APIS INDIA LIMITED

Scrip Code, Name of the scrip, class of security: EQUITY SHARES, Scrip Code - 506166

Quarter ended: June 2014

Partly paid-up shares:-	No. of partly paid-up shares	As a % of total no. of partly paid-up shares	As a % of total no. of shares of the company
Held by promoter/promoter group	0	0.00	NA
Held by public	0	0.00	NA
Total - D	0	0.00	NA
Outstanding convertible securities:-	No. of outstanding securities	As a % of total no. of outstanding convertible securities	As a % of total no. of shares of the company, assuming full conversion of the convertible securities
Held by promoter/promoter group	0	0.00	NA
Held by public	0	0.00	NA
Total - E	0	0.00	NA
Warrants:-	No. of warrants	As a % of total no. of warrants	As a % of total no. of shares of the company, assuming full conversion of warrants
Held by promoter/promoter group	0	0.00	NA
Held by public	0	0.00	NA
Total - F	0	0.00	NA
Total paid-up capital of the company, assuming full conversion of warrants and convertible securities	Rs. 55100760 (5510076 Equity Shares of Rs. 10/- each fully paid up)		



Statement Showing Shareholding Pattern

Table (IXa)

Category of Shareholder code	Number of Shareholders	Total number of shares	Number of shares held in dematerialized form	Total shareholding as a percentage of total number of shares	Number of shares	As a percentage of (A+B+C)	As a percentage of (A+B) ¹	Shares Pledged or otherwise encumbered	As a percentage
(I)	(III)	(IV)	(V)	(VI)	(VIII)	(VII)	(IX)	(X) = (VIII)/(IV)*100	
(A) Shareholding of Promoter and Promoter									
1 Indian									
(a) Individuals/Hindu Undivided Family	5	3666704	3666704	66.55	0	66.55	66.55	0.00	
(b) Central Government/ State Government(s)	0	0	0	0.00	0	0.00	0.00	0.00	
(c) Bodies Corporate	2	203040	143820	3.68	0	3.68	3.68	0.00	
(d) Financial Institutions/ Banks	0	0	0	0.00	0	0.00	0.00	0.00	
(e) Any Others(Specify)	0	0	0	0.00	0	0.00	0.00	0.00	
(e-i)				0.00	0	0.00	0.00	0.00	
(e-ii)				0.00	0	0.00	0.00	0.00	
Sub Total(A)(1)	7	3869744	3810524	70.23	0	70.23	70.23	0.00	
2 Foreign									
a Individuals (Non-Residents Individuals/ Foreign Individuals)	0	0	0	0.00	0	0.00	0.00	0	
b Bodies Corporate	0	0	0	0.00	0	0.00	0.00	0	
c Institutions	0	0	0	0.00	0	0.00	0.00	0	
d Any Others(Specify)	0	0	0	0.00	0	0.00	0.00	0	
d-i				0.00	0	0.00	0.00	0	
d-ii				0.00	0	0.00	0.00	0	
Sub Total(A)(2)	0	0	0	0.00	0	0.00	0.00	0	
Total Shareholding of Promoter and Promoter Group (A) = (A)(1)+(A)(2)	7	3869744	3810524	70.23	0	70.23	70.23	0.00	



(B) Public shareholding		I Institutions		II Individuals		Sub-Total (B)(1)		Sub-Total (B)(2)		Sub-Total (B)(1)+(B)(2)		Sub-Total (B)(1)+(B)(2)+(B)(3)	
(a)	Mutual Funds/ UFI	0	0	0	0	0	0	0	0	0	0	0	0
(b)	Financial Institutions / Banks	0	0	0	0	0	0	0	0	0	0	0	0
(c)	Central Government/ State Government(s)	0	0	0	0	0	0	0	0	0	0	0	0
(d)	Venture Capital Funds	0	0	0	0	0	0	0	0	0	0	0	0
(e)	Insurance Companies	0	0	0	0	0	0	0	0	0	0	0	0
(f)	Foreign Institutional Investors	0	0	0	0	0	0	0	0	0	0	0	0
(g)	Foreign Venture Capital Investors	0	0	0	0	0	0	0	0	0	0	0	0
(h)	Any Other (specify)	0	0	0	0	0	0	0	0	0	0	0	0
(h-i)													
(h-ii)													
Sub-Total (B)(1)		0	0	0	0	0	0	0	0	0	0	0	0
B 2 Non-institutions													
(a)	Bodies Corporate	3	1252440	0	0	22.73	0.00	22.73	0.00	22.73	0.00	22.73	0.00
(b)	Individuals	3	19458	15	368434	0.35	6.69	0.35	6.69	0.35	6.69	0.35	6.69
I		3	19458	15	368434	0.35	6.69	0.35	6.69	0.35	6.69	0.35	6.69
II													
(c)	Any Other (specify)												
(c-i)													
(c-ii)													
Sub-Total (B)(2)		21	1640332	21	1640332	29.77	29.77	29.77	29.77	29.77	29.77	29.77	29.77
(B) Total Public Shareholding (B)= (B)(1)+(B)(2)		21	1640332	21	1640332	29.77	29.77	29.77	29.77	29.77	29.77	29.77	29.77
TOTAL (A)+(B)		28	5510076	28	5510076	100.00	100.00	100.00	100.00	100.00	100.00	100.00	100.00
(C) Shares held by Custodians and against which Depository Receipts have been issued													
1	Promoter and Promoter Group	0	0	0	0	0	0	0	0	0	0	0	0
2	Public	0	0	0	0	0	0	0	0	0	0	0	0
Sub-Total (C)		0	0	0	0	0	0	0	0	0	0	0	0
GRAND TOTAL (A)+(B)+(C)		28	5510076	28	5510076	100.00	100.00	100.00	100.00	100.00	100.00	100.00	100.00




Sr.No	Notes
1	Preference Shares has not been considered
2	
3	
4	
5	
6	
7	
8	
9	



(I)(b) Statement showing holding of securities (including shares, warrants, convertible securities) of persons belonging to the category "Promoter and Promoter Group"

Sr.	Name of the shareholder	Details of Shares held		Encumbered shares (*)			Details of warrants		Details of convertible securities		Total shares (including underlying shares assuming full conversion of warrants and convertible securities) as a % of diluted share capital
		Number of shares held	As a % of grand total (A)+(B)+(C)	No.	As a percentage	As a % of grand total (A)+(B)+(C) of sub-clause (I)(a)	As a % total number of warrants of the same class	Number of convertible securities held	As a % total number of convertible securities of the same class		
(I)	(II)	(III)	(IV)	(V)	(VI)=(V)/(III)*100	(VII)	(VIII)	(IX)	(X)	(XI)	(XII)
1	Deepak Anand	1013225	18.39	0	0.00	0.00	0	0.00		0.00	
3	Vimal Anand	898029	16.30	0	0.00	0.00	0	0.00		0.00	
4	Amit Anand	909450	16.51	0	0.00	0.00	0	0.00		0.00	
5	Manisha Anand	423000	7.68	0	0.00	0.00	0	0.00		0.00	
6	Sakshi Anand	423000	7.68	0	0.00	0.00	0	0.00		0.00	
7	Modern Herbals Private Limited	143820	2.61	0	0.00	0.00	0	0.00		0.00	
8	Apis Natural Products Private Limited	59220	1.07	0	0.00	0.00	0	0.00		0.00	
				0				0.00		0.00	
TOTAL		3869744	70.23	0	0.00	0.00	0	0.00	0	0.00	0


(*) The term "encumbrance" has the same meaning as assigned to it in regulation 28(3) of the SAST Regulations, 2011



 ANS INDIA LIMITED

(I)(c)(i) Statement showing holding of securities (including shares, warrants, convertible securities) of persons belonging to the category "Public" and holding more than 1% of the total number of shares

Sr. No.	Name of the shareholder	Number of shares held	Shares as a percentage of total number of shares (i.e., Grand Total (A)+(B)+(C) indicated in Statement at para (I)(a) above)	Details of warrants		Details of convertible securities		Total shares (including underlying shares assuming full conversion of warrants and convertible securities) as a % of diluted share capital
				Number of warrants held	As a % total number of warrants of the same class	Number of convertible securities held	% w.r.t total number of convertible securities of the same class	
1	M/s Capital Stock and Shares Limited	401850	7.29	0	0.00		0	
2	M/s Sridhar Financial Services Limited	401850	7.29	0	0.00		0	
3	M/s Surya Meditech Limited	448740	8.14	0	0.00		0	
4	Pooja Vats	84600	1.54	0	0.00		0	
TOTAL		1337040	24.27	0	0	0	0	0




(I)(c)(ii) Statement showing holding of securities (including shares, warrants, convertible securities) of persons (together with PAC) belonging to the category "Public" and holding more than 5% of the total number of shares of the company

Sr. No.	Name(s) of the shareholder(s) and the Persons Acting in Concert (PAC) with them	Number of shares	Shares as a percentage of total number of shares (i.e., Grand Total (A)+(B)+(C) indicated in Statement at para (I)(a) above)	Details of warrants		Details of convertible securities		Total shares (including underlying shares assuming full conversion of warrants and convertible securities) as a % of diluted share capital
				Number of warrants	As a % total number of warrants of the same class	Number of convertible securities held	% w.r.t total number of convertible securities of the same class	
1	M/s Capital Stock & Shares Limited	401850	7.29		0.00		0.00	
2	M/s Sridhar Financial Services Limited	401850	7.29		0.00		0.00	
3	M/s Surya Meditech Limited	448740	8.14		0.00		0.00	
TOTAL		1252440	22.73	0	0.00	0	0.00	0



(I)(d) Statement showing details of locked-in shares

Sr. No.	Name of the shareholder	Number of locked-in shares	Locked-in shares as a percentage of total number of shares (i.e., Grand Total (A)+(B)+(C) indicated in Statement at para (I)(a) above)
1	NIL	NIL	0.00
2	NIL	NIL	0.00
3	NIL	NIL	0.00
TOTAL			



(II)(a) Statement showing details of Depository Receipts (DRs)

Sr. No.	Type of outstanding DR (ADRs, GDRs, SDRs, etc.)	Number of outstanding DRs	Number of shares underlying outstanding DRs	Shares underlying outstanding DRs as a percentage of total number of shares [i.e., Grand Total (A)+(B)+(C) indicated in Statement at para (I)(a) above]
1	NIL	0	0	0.00
2	NIL	0	0	0.00
TOTAL		0	0	0.00



(II)(b) Statement showing holding of Depository Receipts (DRs), where underlying shares held by "promoter/promoter group" are in excess of 1% of the total number of shares

Sr. No.	Name of the DR Holder	Type of outstanding DR (ADRs, GDRs, SDRs, etc.)	Number of shares underlying outstanding DRs	Shares underlying outstanding DRs as a percentage of total number of shares (i.e., Grand Total (A)+(B)+(C) indicated in Statement at para (I)(a) above)
1	NIL	NA	0	0.00
2	NIL	NA	0	0.00
TOTAL		NA	0	0.00

