



SUDHIR AGARWAL & ASSOCIATES
CHARTERED ACCOUNTANTS

508, Arunachal Building, 19, Barakhamba Road, New Delhi-110001
Tel. : 011-43592522 Mob. : 9811021049
E-mail : Sudhircai@yahoo.com

INDEPENDENT AUDITOR'S REPORT

TO THE MEMBERS OF APIS INDIA LIMITED

We have audited the accompanying financial statements of **APIS INDIA LIMITED**, which comprise the Balance Sheet as at March 31st, 2017, and the Statement of Profit and Loss and Cash Flow Statement for the year then ended, and a summary of significant accounting policies and other explanatory information.

Management's Responsibility for the Financial Statements

The Company's Board of Directors is responsible for the matters stated in section 134(5) of the Companies Act' 2013 with respect to the preparation of these financial Statements that give a true and fair view of the financial position, financial performance and cash flow of the company in accordance with the accounting principles generally accepted in India including the accounting standards specified under section 133 of the Act, read with Rule 7 of the Companies (accounts) Rules, 2014. This responsibility also includes maintenance of adequate accounting records in accordance with the provisions of the Act for safeguarding of the assets of the Company and for preventing and detecting frauds and other irregularities; selection and application of appropriate accounting policies ; judgments and estimate that are reasonable and prudent: and design implementation of adequate financial controls, that were operating effectively for ensuring the accuracy and completeness of the accounting records, relevant to the preparation and presentation of the financial statements that give a true view and free from material misstatement, whether due to fraud or error.

Auditor's Responsibility

Our responsibility is to express an opinion on these financial statements based on our audit.

We have taken into account the provisions of the Act, the accounting and auditing standards and matters which are required to be included in the audit report under the provisions of the Act and the Rules made there under.



We conducted our audit in accordance with the Standards on Auditing specified under Section 143(10) of the Act. Those standards require that we comply with ethical requirements and plan and perform the audit to obtain assurance about whether the financial statements are free from material misstatement.

An audit involves performing procedures to obtain audit evidence about the amounts and the disclosures in the financial statements. The procedures selected depend on the auditor's judgment, including the assessment of the risks of material misstatement of the financial statement, whether due to fraud or error. In making those risk assessments, the auditor considers internal financial control relevant to the Company's preparation of the financial statements that give a true and fair view in order to design audit procedures that is appropriate in the circumstances. An audit also includes evaluating the appropriateness of the accounting policies used and the reasonableness of the accounting estimates made by the Company's Directors, as well as evaluating the overall presentation of the financial statements.

We believe that the audit evidence we have obtained is sufficient and appropriate to provide a basis for our audit opinion on the financial statements.

Opinion

In our opinion and to the best of our information and according to the explanations to the Act in the manner so required and give a true and fair view in conformity with the accounting principles generally accepted in India, of the state of affairs of the Company as 31st March, 2017, and its profit/loss and for the ended on that date.

Report on Other Legal and Regulatory Requirements

As required by the Companies (Auditor's Report) Order, 2015 ("the Order"), issued by the Central Government of India in terms of sub-section (11) of section 143 of the Companies Act, 2013, we give in the Annexure a statement on the matters specified in paragraphs 3 and 4 of the Order, to the extent applicable.

Further to our comments in the aforesaid annexure, as required by section 143(3) of the Act, we report that:

1. We have sought and obtained all the information and explanations which to the best of our knowledge and belief were necessary for the purposes of our audit.
2. In our opinion, proper books of account as required by law have been kept by the Company so far as it appears from our examination of those books.
3. The Balance Sheet, Statement of Profit and Loss, and the Cash Flow Statement dealt with by this Report are in agreement with the books of account.



4. In our opinion, the aforesaid financial statements comply with the accounting standards specified under section 133 of the Act, read with Rule 7 of the companies (accounts) Rule, 2014.
5. On the basis of the written representations received from the directors is not disqualified as on 31st March, 2017 from being appointed as directors in terms of section 164(2) of the Act.
6. With respect to the other matters to be included in the Auditor's report in accordance with Rule 11 of the Companies (Audit and Auditors) Rule, 2014, in our opinion and to the best of our information and according to the explanations given to us:
 - a) The Company has disclosed the impact of pending litigations on its financial position in its financial statements – Refer Note XX to the financial statements;
 - b) The Company has made provision, as required under the applicable law or accounting standards, for material foreseeable losses, if any, on long-term contracts for including derivative contracts –Refer Notes XX to the financial statements;[or the Company did not have any long-term contracts including derivative contracts for which there were any material foreseeable losses.
 - c) There has been no delay in transferring amounts, required to be transferred, to the investor education and Protection Fund by the Company {or, following are the instances of delay in transferring amounts, required to be transferred, to the investor Education and Protection fund by the Company or there were no amounts which were required to be transferred to the investor Education and Protection Fund by the Company.

**For SUDHIR AGARWAL & ASSOCIATES
CHARTERED ACCOUNTANTS**

Firm Reg. No. 509930C



**CA Sudhir Kumar Agarwal
(Partner)**

M. NO. 088583

Date: 29/05/2017

Place: New Delhi

The Annexure referred to in paragraph 1 of the Our Report of even date to the members of APIS INDIA LIMITED on the accounts of the company for the year ended 31st March, 2017.

On the basis of such checks as we considered appropriate and according to the information and explanation given to us during the course of our audit, we report that:

1. (a) The company has maintained proper records showing full particulars including quantitative details and situation of its fixed assets.

(b) As explained to us, fixed assets have been physically verified by the management at reasonable intervals; no material discrepancies were noticed on such verification.

(c) In our opinion and according to the information and explanations given to us, no fixed asset has been disposed during the year.
2. (a) As explained to us, inventories have been physically verified during the year by the management at reasonable intervals.

(b) In our opinion and according to the information and explanations given to us, the procedures of physical verification of inventories followed by the management are reasonable and adequate in relation to the size of the company and the nature of its business.

(c) In our opinion and on the basis of our examination of the records, the Company is generally maintaining proper records of its inventories. No material discrepancy was noticed on physical verification of stocks by the management as compared to book records.
3. (a) According to the information and explanations given to us and on the basis of our examination of the books of account, the Company has not granted any loans, secured or unsecured, to companies, firms or other parties listed in the register maintained under Section 189 of the Companies Act, 2013. Consequently, the provisions of clauses iii (b) and iii(c) of the order are not applicable to the Company.
4. In our opinion and according to the information and explanations given to us, there is generally an adequate internal control procedure commensurate with the size of the company and the nature of its business, for the purchase of inventories & fixed assets and for sale of goods and services. During the course of our audit, no major instance of continuing failure to correct any weaknesses in the internal controls has been noticed.



5. According to the information and explanations given to us and on the basis of our examination of the books of account, the Company has not accepted deposits.
6. As per information & explanation given by the management, maintenance of cost records has been prescribed by the Central Government under sub-section (1) of section 148 of the Companies Act, and we are of the opinion that prima facie the prescribed accounts and records have been made and maintained.
7. (a) According to the records of the company, undisputed statutory dues including Provident Fund, Investor Education and Protection Fund, Employees' State Insurance, Income-tax, Sales-tax, Wealth Tax, Service Tax, Custom Duty, Excise Duty, cess to the extent applicable and any other statutory dues have generally been regularly deposited with the appropriate authorities. According to the information and explanations given to us there were no outstanding statutory dues as on 31st of March, 2017 for a period of more than six months from the date they became payable.

(b) According to the information and explanations given to us, there is no amounts payable in respect of income tax, wealth tax, service tax, sales tax, customs duty and excise duty which have not been deposited on account of any disputes, except the following:

Name of Statute	Nature of Dues	Amount (In INR Lacs)	Period for which amount relates	Forum where dispute is pending
Sales Tax, Punjab	Sales Tax	69.49	AY 2009-10	Assessing Authority, Punjab
Customs, New Delhi	Custom Duty	11.47	AY 2009-10	Custom, Excise & Service Tax Appellate Tribunal, Delhi
Sales Tax, Uttrakhund	Sales Tax	46.27	AY 2016-17	Assessing Authority, Uttrakhund

(c) According to the information and explanations given to us, there is no amount required to be transferred to investor education and protection fund in accordance with the relevant provisions of the Companies Act, 1956 (1 of 1956) and rules made there under.

(d) As per the records of the company, provisions of ESIC Act and EPF Act has not been complied with at its HO for the Year 2016-17

(e) There is non-compliance of provisions of the internal financial control framework for the Year 2016-17.

(f) There is cash purchase of Raw Honey more than of Rs. 178,174,075 from beekeepers for the Year 2016-17.



8. The Company does not have any accumulated loss and has not incurred cash loss during the financial year covered by our audit and in the immediately preceding financial year.
9. Based on our audit procedures and on the information and explanations given by the management, we are of the opinion that, the Company has not defaulted in repayment of dues to a financial institution, bank or debenture holders.
10. Based on our audit procedures and on the information given by the management, we report that the term loans were applied for the purpose for which the loans were obtained.
11. Based on the audit procedures performed and the information and explanations given to us, we report that no fraud on or by the Company has been noticed or reported during the year, nor have we been informed of such case by the management.

For SUDHIR AGARWAL & ASSOCIATES
CHARTERED ACCOUNTANTS
Firm Reg. No. 509930C



A handwritten signature in black ink, appearing to read 'Sudhir', written over a horizontal line.

CA Sudhir Kumar Agarwal
(Partner)
M. NO. 088583

Date: 29/05/2017
Place: New Delhi


APIS INDIA LIMITED
Registered Office : 18/32, East Patel Nagar, New Delhi-110 008
Balance Sheet as at 31st March, 2017

(Amount in INR Lakhs)

PARTICULARS	NOTE NOS.	As at 31st March 2017	As at 31st March 2016
I. EQUITY AND LIABILITIES			
(1) Shareholder's funds			
(a) Share Capital	3	901.01	901.01
(b) Reserves and Surplus	4	4,705.85	3,693.20
(2) Non-current liabilities			
(a) Long-term borrowings	5	119.77	92.37
(b) Deferred tax liabilities (net)	6	(0.79)	19.54
(3) Current liabilities			
(a) Short-term borrowings	7	5,722.72	1,441.00
(b) Trade payables	8	2,349.71	867.21
(c) Other current liabilities	9	228.57	147.94
(d) Short-term provisions	10	28.21	57.39
TOTAL		14,055.05	7,219.66
II. ASSETS			
Non-current assets			
(1) (a) Fixed Assets			
(i) Tangible assets	11	838.41	766.39
(ii) Intangible assets		81.94	96.46
(iii) Capital work-in-progress		390.71	408.94
(b) Long-term Loans and Advances	12	585.18	734.20
(2) Current assets			
(a) Current investments	13	775.48	2.00
(b) Inventories	14	5,446.47	1,385.80
(c) Trade receivables	15	4,550.02	2,676.64
(d) Cash and cash equivalents	16	181.94	789.11
(e) Short-term loans and advances	17	858.78	353.17
(f) Other current assets	18	346.12	6.95
TOTAL		14,055.05	7,219.66
Significant Accounting Policies & Notes on Account forming parts of the Financial Statement	1 - 34		

Notes referred to above form an integral part of the Financial Statements


AS PER OUR REPORT OF EVEN DATE
For SUDHIR AGARWAL & ASSOCIATES
CHARTERED ACCOUNTANTS
 Firm Reg. No. 509930C


 (Sudhir Kumar Agarwal)
 Partner
 M.No: 088583

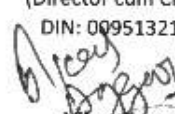
Date : 29 May, 2017
 Place : New Delhi


For and on Behalf of the Board of Directors


 Deepak Anand
 (Chairman)
 DIN: 00999570


 Amit Anand
 (Director cum CFO)
 DIN: 00951321


 Vimal Anand
 (Managing Director cum Compliance Officer)
 DIN: 00951380


 Vikas Agarwal
 (Company Secretary)


 Vikas Agarwal
 (Company Secretary)


APIS INDIA LIMITED
Registered Office : 18/32, East Patel Nagar, New Delhi-110 008
Profit and Loss Account for the Year Ended as on 31st March, 2017

(Amount in INR Lakhs)

PARTICULARS		NOTE NOS.	31st March 2017	31st March 2016
I.	Revenue from operations	19	16,274.70	15,318.24
II.	Other income	20	86.18	5.16
III.	Total Revenue (1+2)		16,360.88	15,323.41
IV.	Expenses:			
	Cost of Materials Consumed	21	12,455.45	9,832.47
	Purchases of Stock-in-Trade		-	-
	Changes in Inventories of Finished Goods, Traded Goods and Work -in-Progress	22	(1,288.51)	1,993.07
	Employee benefits expense	23	923.49	449.28
	Finance Cost	24	87.07	173.63
	Depreciation and amortization expense	25	182.62	183.30
	Other expenses	26	2,507.76	1,278.47
	Total expenses		14,867.88	13,910.22
V.	Profit before exceptional and extraordinary items and tax (III-IV)		1,493.00	1,413.19
VI.	Exceptional Items		-	-
VII.	Profit before extraordinary items and tax (III-IV)		1,493.00	1,413.19
VIII.	Extraordinary Items		-	-
IX.	Profit before tax (VII-VIII)		1,493.00	1,413.19
X.	Less: Tax Expense			
	(1) Current Tax		456.71	303.64
	Less : MAT Credit		-	(165.06)
	(2) For Deferred Tax (Liability)		(20.33)	(17.11)
	(3) Tax adjustments of prior years (net)		3.43	(1.93)
XI.	Less: Expenses on Corporate Social Responsibilities		23.00	17.65
XII.	Profit (loss) for the period (IX-X)		1,030.19	1,276.00
XIII.	Earnings per equity share of face value of Rs. 10/- each Basic & Diluted (In Rs.)	32	18.70	23.16
	Significant Accounting Policies & Notes on Financial Statement forming part of the Financial Statement	1 - 37		

Notes referred to above form an integral part of the Financial Statements

AS PER OUR REPORT OF EVEN DATE
For SUDHIR AGARWAL & ASSOCIATES
CHARTERED ACCOUNTANTS
 Firm Reg. No. 509930C


(Sudhir Kumar Agarwal)
Partner
M.No: 088583

Date : 29 May, 2017
 Place : New Delhi

For and on Behalf of the Board of Directors


Deepak Anand
 (Chairman)
 DIN: 00999570


Amit Anand
 (Director cum CFO)
 DIN: 00951321


Vimal Anand
 (Managing Director cum Compliance Officer)
 DIN: 00951380


Vikas Aggarwal
 (Company Secretary)



APIS INDIA LIMITED

Statement of Cash Flows for the Year Ended March 31, 2017

(Amount in INR Lacs)

PARTICULARS	As at 31st March, 2017	As at 31st March, 2016
A. CASH FLOW FROM OPERATING ACTIVITIES:		
Net Profit / (Loss) before tax	1,493.00	1413.19
Adjustments for Non-Cash / Non- Operating Items:		
Depreciation & Amortization	182.62	183.30
Interest paid on loans considered separately	87.07	173.63
Interest, Dividend and Subsidy received considered separately	86.18	(1.15)
Proposed dividend	16.87	16.87
Sundry balances written off (net of cessation of liability)	(21.38)	4.01
Expenses on CSR	(23.00)	(17.65)
Provision for Income tax and wealth tax	439.80	119.54
(Profit)/Loss on Sale of FA	19.63	0.91
Operating profit before Working Capital changes	2,280.78	1,892.65
(Increase) / Decrease in Inventory	(4060.67)	1658.41
(Increase) / Decrease Sundry Debtors	(1873.38)	1459.77
(Increase) / Decrease Short Term Loan & Advance	(505.61)	(199.91)
(Increase) / Decrease Other Current Assets	(339.17)	(0.95)
Increase / (Decrease) Trade Payables	1482.50	41.13
Increase / (Decrease) Short Term Borrowings	4281.72	(2894.52)
Increase / (Decrease) Other Current Liabilities and Provisions	51.44	(362.27)
Cash generated from Operations	1,317.62	1,594.31
Tax paid (Including taxes deducted at source)	2.80	0.49
NET CASH GENERATED IN OPERATING ACTIVITIES	1,314.81	1,593.82
B. CASH FLOWS FROM INVESTING ACTIVITIES		
Long term loans and advances	(149.02)	(161.51)
Purchase of Fixed Assets	(397.45)	(262.11)
Proceeds from Sale of Fixed Assets	1.50	8.50
Capital Reserve against Fixed Assets	0.68	1.71
Interest, Dividend and Subsidy received	(86.18)	1.15
NET CASH GENERATED FROM INVESTING ACTIVITIES	(630.47)	(412.26)
C. CASH FLOW FROM FINANCIAL ACTIVITIES		
Investment made in Mutual Funds	(773.48)	2.00
Interest paid	(87.07)	(173.63)
Increase/ (Decrease) in Term Loan From Bank	27.40	(42.88)
Provision of Income Tax	(441.50)	(278.29)
Proposed Dividend	(14.00)	(14.00)
Dividend Tax	(2.87)	(2.85)
NET CASH GENERATED IN FINANCIAL ACTIVITIES	(1,291.51)	(509.65)
Net Cash Increase / (Decrease) in Cash & Cash Equivalents (A+B+C)	(607.16)	669.90
Cash and Cash Equivalents at the beginning of the year	789.11	119.21
Cash and Cash Equivalents at the end of the year	181.95	789.11


For and On Behalf Of The Board
For APIS INDIA LIMITED


Deepak Anand
(Chairman)
DIN: 00999570


Vimal Anand
(Managing Director
cum Compliance Officer)
DIN: 00551380

Date : 29 May, 2017
Place : New Delhi


Amit Anand
(Joint Managing Director)
DIN: 00951321


Vyas Agarwal
(Company Secretary)



AS PER OUR REPORT OF EVEN DATE
For SUDHIR AGARWAL & ASSOCIATES
CHARTERED ACCOUNTANTS
Firm Reg. No. 509930C


(Sudhir Kumar Agarwal)
Partner
M.No: 088583



SIGNIFICANT ACCOUNTING POLICIES AND NOTES ON FINANCIAL STATEMENTS FOR THE YEAR ENDED MARCH 31, 2017

NOTE 1: COMPANY'S INFORMATION

M/s Apis India Limited ("the Company") is a public limited Company domiciled in India and is listed on Bombay Stock Exchange (BSE). The Company is a market leader in the honey processing business having unit at Roorkee (Uttarakhand). The Company has its presence in domestic as well as in International market.

NOTE 2: SIGNIFICANT ACCOUNTING POLICIES:

2.1 Basis of preparation of Financial statements :

- a) The financial statements have been prepared under the historical cost convention in accordance with the generally accepted accounting principles and the provisions of the Companies Act, 2013 as adopted consistently by the Company. There is no change in the accounting policies as compared to the preceding year.
- b) The Company generally follows mercantile system of accounting and recognizes significant items of income and expenditure on accrual basis, if determinable.

2.2 Fixed Assets and Capital work-in-progress

- a) Tangible assets are stated at their original cost of acquisition including taxes, duties, freight, and other incidental expenses related to acquisition and installation of the concerned assets less accumulated depreciation and impairment losses, if any.
- b) Subsequent expenditure related to an item of tangible asset is added to its book value only if it increases the future benefits from the existing asset beyond its previously assessed standard of performance. All other expenses on existing fixed assets, including day to day repair and maintenance expenditure are charged to the statement of profit and loss for the period during which such expenses are incurred.
- c) Pre-operative expenses including eligible borrowing cost incurred during construction period are charged to Capital Work-in-Progress and on completion, the cost is allocated to the respective fixed assets in the year of commencement of commercial production.
- d) Capital work-in-progress comprises cost of fixed assets that are not yet ready for their intended use at the balance sheet date.



2.3 Intangible Assets:

Intangible Assets are stated at cost of acquisition net of recoverable taxes less accumulated amortization /Depletion. All costs, including financing costs till commencement of commercial production, net changes on foreign exchange contracts and adjustments arising from exchange rate variations attributable to the intangible assets are capitalized.

2.4 Depreciation and Amortization:

Depreciation on Fixed Assets is provided to the extent of depreciable amount on the Written Down Value (WDV) Method. Depreciation is provided based on useful life of the assets as prescribed in Schedule II to the Companies Act, 2013.

2.5 Impairment of Asset:

Wherever events or changes in circumstances indicate that the carrying value of fixed assets may be impaired, the company subjects such assets to a test of recoverability, based on discounted cash flows expected from use or disposal thereof. If the assets are impaired, the company recognizes an impairment loss as a difference between the carrying value and fair value net of cost of sale in accordance with AS-28 "Impairment of Assets", issued by the Institute of Chartered Accountants Of India. None of the company's fixed assets are considered for impairment as on the Balance Sheet date.

2.6 Inventory:

- (i) Raw materials, consumables stores and spares are valued at lower of cost and net realizable value. Work in progress and finished goods are valued at lower of cost and net realizable value.
- (ii) The costs of work in progress and finished goods include costs of raw material, conversion cost and other costs incurred in bringing the inventories to their present location and condition. Cost of inventories is computed on weighted average/FIFO/specific identification, as applicable.

2.7 Cash Flow Statement:

- a) The statement has been prepared under indirect method except in case of dividends, sale / purchase of investments and taxes which have been considered on the basis of actual movement of case, with corresponding adjustments in assets and liabilities as set out in the Accounting Standard 3 issued by ICAI.
- b) Cash and Cash equivalents represent Cash and Bank balances only.



2.8 (i) Foreign Currency Transactions:

All income or expense on account of exchange difference between the date of transaction and on settlement date or translation is recognized in the Profit & Loss account as income or expense except in cases where they relate to the acquisition of fixed assets.

(ii) Conversion and exchange differences

Monetary Assets and Liabilities denominated in foreign currency are translated at the rate of exchange at the Balance Sheet date and resultant gain or loss is recognized in the Statement of Profit and Loss. Non monetary assets and liabilities denominated in foreign currency are carried at historical cost using the exchange rate at the date of transaction.

(iii) Forward exchange contracts

The premium or discount arising at the inception of forward exchange contract is amortized and recognized as an expense/ income over the life of the contract. Exchange differences on such contracts are recognized in the Statement of Profit and Loss in the period in which the exchange rates change.

2.9 Provisions and Contingencies:

The company creates a provision when there is present obligation as a result of a past event that probably requires an outflow of resources and a reliable estimate can be made of the amount of obligation. A disclosure for a contingent liability is made when there is a possible obligation or a present obligation that probably will not require an outflow of resources or where a reliable estimate of the obligation cannot be made.

2.10 Revenue Recognition :

Sales of goods are recognized at the point of dispatch of Finished Goods to Customers net of returns.

2.11 Retirement Benefits:

Provision of gratuity or leave encashment has not been made in the books.

2.12 Prior Period Items:

Prior Period expenses, if any significant, are charged to Profit and Loss Account and shown in Notes to Accounts.



2.13 Borrowing Costs:

Borrowing cost attributable to acquisition and construction of qualifying assets are capitalized as a part of the cost of such asset up to the date when such asset is ready for its intended use. Other borrowing costs are charged to the Profit & Loss account.

2.14 Preliminary Expenses:

Preliminary expenses are treated as per Companies Act 2013.

2.15 Taxation:

Tax expense for the year comprises of current tax and deferred tax.

- i) Current tax is determined on the amount of tax payable in respect of taxable income for the period, using the applicable tax rates and tax laws in accordance with the provisions of Income Tax Act 1961. The Company is eligible for deduction @ 30% under section 80-IC of Income Tax Act, 1961 being the 6th year of operation, in respect of income of the Unit situated in Roorkee (Uttarakhand).
- ii) Deferred tax is recognized, subject to consideration of prudence, on timing differences, being difference between taxable and accounting income that originate in one period and are capable of reversal in one or more subsequent periods. Deferred tax is accounted for using the tax rates and laws that have been enacted or substantively enacted as on the Balance Sheet date.

2.16 Other Accounting Policies

Accounting policies not referred to otherwise are consistent with generally accepted Accounting principles.



NOTES FORMING PART OF BALANCE SHEET AND STATEMENT OF PROFIT & LOSS

(Amount in INR Lakhs)

DESCRIPTION		31.03.2017	31.03.2016
3	SHARE CAPITAL		
(a)	AUTHORIZED SHARE CAPITAL		
	9200000 - Equity Shares of Rs. 10/- each	920.00	920.00
	350000 - Preference Shares of Rs. 100/- each	350.00	350.00
(b)	ISSUED, SUBSCRIBED AND PAID UP CAPITAL		
	5510076 - Equity Shares of Rs. 10/- each fully paid up	551.01	551.01
	350000 - 4% Non-Convertible Preference Shares of Rs. 10/- each	350.00	350.00
	Total	901.01	901.01

(c) RECONCILIATION OF THE NUMBER OF SHARES OUTSTANDING AT THE BEGINNING AND AT THE END OF THE REPORTING PERIOD

	Equity (No. of Shares)	Preference (No. of Shares)
Shares Outstanding at the Beginning of the year	55,10,076	35,000
Shares issued during the year	Nil	Nil
Shares Outstanding at the End of the year	55,10,076	35,000

(d) SHARES IN THE COMPANY HELD BY EACH SHAREHOLDER HOLDING MORE THAN 5% SHARES ARE AS UNDER:

Name of the Shareholders	As at 31st March 2017		As at 31st March 2016	
	No. of Shares Held	% of Holding	No. of Shares Held	% of Holding
DEEPAK ANAND	10,13,225	18.39	10,13,225	18.39
AMIT ANAND	9,64,364	17.50	9,32,639	16.93
VIMAL ANAND	9,62,553	17.47	9,11,793	16.55
MANISHA ANAND	4,28,000	7.77	4,28,000	7.77
SAKSHI ANAND	4,28,000	7.77	4,28,000	7.77
M/S CAPITAL STOCK & SHARES LIMITED	4,01,850	7.29	4,01,850	7.29
M/S SURYA MEDITECH LIMITED	4,48,740	8.14	4,48,740	8.14
M/S SHRIDHAR FINANCIAL SERVICES LIMITED	4,01,850	7.29	4,01,850	7.29

(e) Aggregate number of Bonus Shares issued, share issued for consideration other than cash and shares bought back during the period of five years immediately preceding the reporting date:

Particulars	2016-17	2015-16	2014-15	2013-14	2012-13
Equity Shares fully paid up by way of bonus Shares	-	-	-	-	-
Preference Shares bought back	-	-	-	-	-

DESCRIPTION		31.03.2017	31.03.2016
4	RESERVES AND SURPLUS		
(a)	SECURITY PREMIUM ACCOUNT		
	As per last account	0.70	0.70
	Less:- Capitalised on Issue of Bonus Shares	-	-
	Total (A)	0.70	0.70
(b)	CAPITAL RESERVE ACCOUNT		
	Capital Reserve against Fixed Assets	(8.23)	(7.55)
	Total (B)	(8.23)	(7.55)
(c)	SURPLUS-PROFIT AND LOSS ACCOUNT		
	Profit Brought Forward	3,700.05	2,440.92
	Add:- Profit after tax for the year	1,030.19	1,276.00
	Less:- Proposed Dividend (Including DDT)	(16.87)	(16.87)
	Total (C)	4,713.38	3,700.05
	Total (A+B+C)	4,705.85	3,693.20

DESCRIPTION		31.03.2017	31.03.2016
5	LONG-TERM BORROWINGS		
(a)	SECURED LONG TERM BORROWINGS		
	TERM LOAN FROM BANKS		
	From IDBI Bank (Excluding Principle Re-Payable within a Year)	116.00	74.38
	(A Sanctioned Term Loan of Rs. 1,16,00,000 re-payable in 36 EMI against, initial moratorium of 17 months, hypothecation of Plant & Machinery and Building of Roorkee Unit.)		
(b)	VEHICLE LOAN		
	From Kotak Mahindra Bank (Excluding Principle Re-Payable within a Year)	3.77	17.99
	(A Vehicle Loan of Rs.39,86,500 repayable in 36 EMIs along with interest for financing Audi Car		
	Total (A)	119.77	92.37
(c)	UNSECURED LONG TERM BORROWINGS		
(a)	LOANS AND ADVANCES FROM OTHERS		



DESCRIPTION		31.03.2017	31.03.2016
6	DEFERRED TAX LIABILITIES		
(i)	WDV as per IT Act		
(ii)	Net Block as per Co. Act	922.63	805.36
		920.34	862.85
(iii)	Difference on fixed assets		
	Net Diferrence	2.29	(57.49)
	Deffered Tax Liability @ 34.608%	2.29	(57.49)
		0.79	(19.54)

DESCRIPTION		31.03.2017	31.03.2016
7	SHORT TERM BORROWINGS		
a	SECURED SHORT TERM BORROWING (Secured by Stock & Book Debts)		
	Loan re-payable on Demand:		
	From Canara Bank (Packing Credit Facilities)		
	From Canara Bank (Foreign Bills Discounting Facilities)	3,119.85	337.86
	From Citi Bank (Packing Credit Facilities)	388.98	815.53
	From Citi Bank (Foreign Bills Discounting Facilities)	1,013.49	
	From Yes Bank (Packing Credit Facilities)	116.76	
		871.21	
	Total (A)	5,510.29	1,153.40
b	UNSECURED SHORT TERM BORROWINGS		
	Loan repayable on Demand:		
	From Citi Bank (Cash Credit facilities)		0.002
	From Yes Bank (Over Draft facilities)	140.37	129.55
	From Kotak Mahindra Bank (Short Term Working Capital Loan)	72.06	158.05
	TOTAL (B)	212.43	287.60
	GRAND TOTAL (A+B)	5,722.72	1,441.00

1 Short Term Borrowings from CANARA BANK (Working Capital Facilities) are secured by way of hypothecation and/or pledge of current assets namely Finished Goods, Raw Material, Work in Progress, Consumable Stores and spares, Book Debts, Bill Receivables.

2 Short Term Working Capital Credit Facilities from Citi Bank, Kotak Mahindra Bank and Yes Bank is secured by the personal guarantee and collateral offered by Promoters Directors.

DESCRIPTION		31.03.2017	31.03.2016
8	TRADE PAYABLES		
	Sundry Creditors		
	Dues of Micro and Small enterprises		
	Dues to other than Micro and Small enterprises		
		2,349.71	867.21
	TOTAL	2,349.71	867.21

DESCRIPTION		31.03.2017	31.03.2016
9	OTHER CURRENT LIABILITIES		
a)	Current maturities of Long term debt.		
	IDBI Term Loan (Principal Re-Payable within one year)	-	52.50
	ICICI Bank-Vehicle Loan	-	8.37
	Kotak Mahindra Bank-Vehicle Loan	14.23	12.90
b)	Advances from Customers	28.91	7.40
	Others Payables	25.12	-
	Statutory Dues	18.69	9.94
	Expenses Payable	141.61	56.83
	TOTAL	228.57	147.94

DESCRIPTION		31.03.2017	31.03.2016
10	SHORT TERM PROVISIONS		
	Income Tax Payable	1.53	28.15
	Gratuity Payable	5.82	6.79
	Bonus Payable	4.00	5.58
	Dividend on 4% Preference Shares	14.00	14.00
	Dividend Distribution Tax	2.87	2.87
	TOTAL	28.21	57.39



Note- 11-Schedule of Fixed Assets as on 31 March 2017

S.No.	Particulars	Gross Block					Accumulated Depreciation					Net Block	
		Balance as at 1 April 2016	Additions/ (Disposals)	Revaluations/ Impairments	Disposal	Balance as at 31 March 2017	Balance as at 1 April 2016	Depreciation charge for the year	Adjustment due to revaluations	On disposals	Balance as at 31 March 2017	Balance as at 31 March 2017	Balance as at 31 March 2015
A	Tangible Assets												
	Land at Rajpura	14.00	-	-	-	14.00	-	-	-	-	-	-	14.00
	Building	278.69	-	-	-	278.69	70.07	21.24	-	-	-	-	14.00
	Plant and Equipment	604.63	240.18	-	21.19	831.61	216.31	91.30	9.44	91.31	298.16	187.38	208.62
	Lab equipments	54.62	-10.28	-	-	44.33	1.76	13.60	-	15.36	298.16	525.45	388.32
	Furniture and fixtures	34.05	0.82	-	22.73	12.14	18.10	3.27	-	7.94	7.94	28.97	52.86
	Vehicles	158.35	18.20	-	-	176.55	94.41	24.50	13.43	118.91	118.91	57.64	63.94
	Office equipment	9.36	1.35	0.36	-	10.36	5.61	2.24	0.34	7.50	7.50	2.85	3.75
	Air Conditioner	4.42	1.90	-	-	6.32	2.67	0.88	1.61	1.94	1.94	4.38	1.75
	Computers	9.84	6.51	4.33	1.70	10.33	7.70	3.56	4.19	7.08	7.08	3.25	2.14
	Electrical Installation	36.27	-	-	-	36.27	21.20	4.78	-	25.98	25.98	10.28	15.06
	Total (A)	1,204.21	258.68	4.69	45.62	1,412.59	437.82	165.37	4.52	574.18	574.18	838.41	766.39
B	Intangible Assets												
	Computer Software	3.83	3.25	1.95	-	5.12	2.41	1.42	1.44	2.38	2.38	2.74	1.42
	Franchisee Fee (Food Division)*	158.40	-	-	-	158.40	63.36	15.84	-	79.20	79.20	79.20	95.04
	Total (B)	162.22	3.25	1.95	-	163.52	65.76	17.26	1.44	81.58	81.58	81.94	96.46
C	Capital Work In Progress	408.94	135.52	-	153.75	390.71	-	-	-	-	-	390.71	408.94
	Total (C)	408.94	135.52	-	153.75	390.71	-	-	-	-	-	390.71	408.94
	Grand Total (A+B+C)	1,775.37	397.45	6.64	199.37	1,966.82	503.59	182.62	5.96	655.76	655.76	1,311.05	1,271.79
	Previous Year Figure	1,532.87	262.11	-	19.61	1,775.38	328.77	183.30	-	503.59	503.59	1,271.79	1,204.10

(Amount in INR Lakhs)



DESCRIPTION		31.03.2017	31.03.2016
12 LONG - TERM LOANS AND ADVANCES			
(a) Capital Advances			
Unsecured Considered goods		-	-
TOTAL (A)		-	-
(b) Security Deposits			
Unsecured, Considered goods		123.95	89.86
TOTAL (B)		123.95	89.86
(c) Other Loan and Advances			
(1) Advances recoverable in cash or in kind or for value to be received (Unsecured, considered good)			
MAT Credit Receivable		380.28	514.66
Others		80.95	129.68
TOTAL (C)		461.23	644.34
TOTAL (A+B+C)		585.18	734.20

Amongst Security Deposits a sum of Rs. 70.00 lakhs (previous year Rs. 70.00 lakhs) against rent is held with one of the Directors.

DESCRIPTION		31.03.2017	31.03.2016
13 CURRENT INVESTMENTS			
Investment in FDRs, MF and NCD		775.48	2.00
TOTAL		775.48	2.00
*Current Market Price is more than Investment value			
14 INVENTORIES			
Raw Material		3,524.56	868.59
Work in Progress		144.03	24.05
Finished Goods		1,302.86	98.99
Packing Materials & Consumable Stores		475.02	394.17
TOTAL		5,446.47	1,385.80

DESCRIPTION		31.03.2017	31.03.2016
15 TRADE RECEIVABLES			
A Outstanding Exceeding Six Months			
Unsecured Considered good		277.33	118.20
TOTAL (A)		277.33	118.20
B Outstanding Less than Six Months			
Secured Considered good		-	-
Unsecured Considered good		4,272.69	2,558.44
Doubtful		-	-
Less:-Provision for doubtful debts		-	-
TOTAL (B)		4,272.69	2,558.44
TOTAL (A+B)		4,550.02	2,676.64

Trade receivables include a sum of Rs 37.28 lakhs (Last year Rs. NIL) due by directors or other officers of the company or any of them either severally or jointly with any other persons or amounts due by firms or private companies respectively in which any director is a partner or a director or a member.

PARTICULARS	As at 31st March 2017	As at 31st March 2016
Directors*		
Other officers of the Company*	37.28	NIL
Firm in which director is a partner*	NIL	NIL
Private Company in which director is a member*	NIL	NIL

*Either severally or jointly

DESCRIPTION		31.03.2017	31.03.2016
16 CASH AND CASH EQUIVALENTS			
A. Cash & Bank Balances			
In Current Account		130.36	726.70
Cash in Hand		35.78	48.69
TOTAL (A)		166.14	775.39
B. Other Bank Balances			
Deposits with original maturity of more than three month but less than 12 months		15.80	13.72
FDR against Margin money		-	-
TOTAL (B)		15.80	13.72
TOTAL (A+B)		181.94	789.11

Note:- Deposits with original maturity of more than 12 months have been clubbed under Other Non-Current Assets.



DESCRIPTION		31.03.2017	31.03.2016
17	SHORT - TERM LOANS AND ADVANCES		
	Advance Recoverable in Cash or in kind (Unsecured Considered goods)		
	Advances To Suppliers	821.43	276.84
	VAT / Service tax Credit	18.57	31.45
	Prepaid Expenses	10.99	9.70
	Others	7.79	35.18
	TOTAL	858.78	353.17

DESCRIPTION		31.03.2017	31.03.2016
18	OTHER CURRENT ASSETS		
	Interest accrued on Investment /FDR (Unsecured, considered good)		
		346.12	6.95
	TOTAL	346.12	6.95

DESCRIPTION		31.03.2017	31.03.2016
19	REVENUE FROM OPERATION		
	Sale of Product		
	Sales- Export	11,217.77	11,135.65
	Sales- Domestic	4,395.92	3,699.35
	Other Operating Revenue:		
	Scrap Sale	44.25	8.65
	Royalty Income	-	0.81
	Franchisee Income	-	(21.00)
	Export Benefits (VKUY Licences & Duty Drawback)	589.73	442.10
	Exchange Fluctuations	27.03	52.67
	TOTAL	16,274.70	15,318.24

DESCRIPTION		31.03.2017	31.03.2016
20	OTHER INCOME		
	Interest on FDRs and Others	15.52	1.15
	Dividend on Mutual Funds	49.57	-
	Subsidy Income	21.08	-
	Sundry Liabilities written off	-	4.01
	TOTAL	86.18	5.16

DESCRIPTION		31.03.2017	31.03.2016
21	COST OF MATERIAL CONSUMED		
	Opening Stock of :		
	Raw Material, Packing Material & Consumables Stores	1,262.76	928.10
	Add: Purchases		
	Raw Material, Packing Material & Consumables Stores	15,227.61	10,167.13
		16,490.37	11,095.23
	Less: Closing Stock		
	Raw Material, Packing Material & Consumables Stores (As taken, Valued & Certified by the Management)	4,034.92	1,262.76
	TOTAL	12,455.45	9,832.47

DESCRIPTION		31.03.2017	31.03.2016
22	CHANGES IN INVENTORIES OF FINISHED GOODS , WORK-IN-PROGRESS & TRADED GOODS		
	Opening Stock		
	Finished Goods- Manufactured	98.99	2,000.67
	Work in Progress	24.05	115.45
	TOTAL (A)	123.04	2,116.12
	Closing Stock		
	Finished Goods- Manufactured	1,267.52	98.99
	Work in Progress	144.03	24.05
	TOTAL (B)	1,411.55	123.04
	(Increase)/Decrease in Stock (A-B)	(1,288.51)	1,993.08



DESCRIPTION		31.03.2017	31.03.2016
23	EMPLOYEE BENEFITS EXPENDITURE		
	Salaries and Wages	876.55	423.26
	Contribution to provident and other funds	16.08	7.39
	Staff Welfare Expenses	30.85	18.63
	TOTAL	923.49	449.28
DESCRIPTION		31.03.2017	31.03.2016
24	FINANCE COST		
	Interest Expenses	73.41	149.41
	Other Borrowing Costs	13.66	24.22
	TOTAL	87.07	173.63
DESCRIPTION		31.03.2017	31.03.2016
25	DEPRECIATION		
	Depreciation on Fixed Assets	165.37	166.25
	Amortization of Intangible assets	17.26	17.05
	TOTAL	182.62	183.30
DESCRIPTION		31.03.2017	31.03.2016
26	OTHER EXPENSES		
26.1	MANUFACTURING EXPENSES		
	Power and Electricity	49.19	60.34
	Fuel Charges	103.22	130.68
	Repair & Maintenance-Factory	132.32	80.86
	Laboratory & Testing Expenses	123.52	19.75
	TOTAL (A)	408.25	291.63
26.2	ADMINISTRATIVE AND OTHER EXPENSES		
	Insurance	22.28	8.48
	Legal, Professional and Commission	110.13	51.92
	Postage and Telephone	21.28	13.11
	Office Expenses	41.53	9.60
	Printing & Stationary	8.04	4.86
	Rent	76.50	46.95
	Taxes and Penalties	37.63	0.12
	Travelling & Conveyance	129.02	42.82
	Fees & Subscription Charges	24.56	13.36
	Advertisement Expenses	1.45	3.49
	Bank Charges	4.11	3.88
	Loss on Sale of Fixed Assets	19.63	0.91
	Auditor's Remuneration:		
	As Audit Fee	2.25	1.50
	As Taxation & Certification Charges	0.50	0.50
	As Out Pocket Expenses	0.25	0.25
	Sundry Balance written off	5.10	-
	Bad Debt Written off	16.28	-
	Misc. Expenses	0.76	1.14
	TOTAL (B)	521.30	202.89
26.3	SELLING AND DISTRIBUTION EXPENSES		
	Shipment Charges	256.46	278.32
	Sales & Business Promotion	16.16	6.85
	Freight Outward Expenses	194.84	143.94
	Packing Expenses	18.86	2.19
	Royalty Fees	-	5.05
	Shortage, Rebate & Discount	133.47	141.24
	Export Inspection Agency Charges	15.70	23.77
	ECGC Charges	18.84	34.47
	Expenses on own brand sale	909.14	136.85
	Exhibition Expenses	14.74	11.26
	TOTAL (C)	1,578.21	783.94
	TOTAL (A+B+C)	2,507.76	1,278.46



NOTE 27: ACCOUNTING NOTES

- A) All the income and expenditure having material impact on financial statements are accounted for on accrual basis except VKUY Licenses receivable and duty drawback receivable from DGFT towards export performance incentives.
- B) Contingent Liabilities not provided for in respect of Guarantees given by bank on behalf of the Company. NIL
- C) In the opinion of Board, current assets, loans and advances are approximately of the value stated, if realized in the ordinary course of business and provision for depreciation and all known liabilities are adequate and not excess of the amount reasonable necessary.
- D) Sundry Debtors, Creditors & Unsecured Loans are subject to confirmation.
- E) There is no Micro, Small & Medium Enterprises under the Micro, Small & Medium Enterprises Development Act, 2006 (MSMED Act) to whom the company owes a sum exceeding Rs.1.00 lakh for more than 30 days.
- F) **(i) Secured Loans**
- a) Working Capital Facilities/ Borrowings from Canara Bank are secured by way of first charge on stock of raw material, stock in process, stores and spares, books debts, finished goods and mortgage of collateral securities offered by promoter directors.
- b) Term Loan facilities from IDBI Bank are secured by way of first charge on Factory Building and Block of Plant & Machinery located at Roorkee (Uttarakhand).
- c) A vehicle loans from ICICI Bank and Kotak Mahindra Bank are secured by hypothecation of financed vehicles.
- (ii) Unsecured Loans**
- Short Term Working Capital Loans from Kotak Mahindra Bank Limited, Citibank and Yes Bank are secured by way of mortgage of immovable property as securities offered by promoter irectors.
- G) During the year, the Company has paid Director's Remuneration to the tune of Rs. 108.00 Lacs.

28. SEGMENT REPORTING

The company has closed all of its food outlets and there is no revenue from these outlets, hence segment reporting discontinued.

29. RELATED PARTY DISCLOSURE (AS CERTIFIED BY DIRECTORS) – AS – 18

A) Names of related parties and description of relationship

a) Key Management Personnel

- Mr. Vimal Anand, Managing Director
Mr. Amit Anand, Joint Managing Director
Mr. Deepak Anand, Chairman



30. DEFERRED TAX:

- a) The Company has accounted for deferred tax in accordance with the Accounting Standard 22 "Accounting for taxes on income" issued by Council of ICAI. Accordingly, deferred tax for the year is recognized on timing difference, being the difference between taxable income and accounting income that originate in one period and are capable of reversal in one or more subsequent periods.
- b) Deferred Tax Assets and Liabilities are measured using the tax rates and tax laws that have been enacted or substantively enacted by the Balance Sheet date.
- c) Tax on income for the current period is determined on the basis of taxable income and applicable tax rate computed in accordance with the provisions of the Income Tax Act, 1961.
- d) Deferred Tax assets are recognized and carried forward only if there is a reasonable/virtual certainty of its realization.

31. Deferred Tax Statement:

(Amount in INR Lakhs)

Sr. No.	Particulars	2016-17	2015-16
1	WDV of Fixed Assets as per books of Accounts	920.34	862.85
2	WDV of Fixed Assets as per Income Tax Act	922.63	805.36
3	Short WDV in Books of Accounts (i)	2.29	(57.48)
4	Provision of Gratuity (ii)	-	-
5	Deferred Tax Asset/Liability @33.99% of (i-ii) (A)	-	(19.54)
6	Brought forward business losses and allowances	-	-
7	Deferred Tax Assets @ 34.608% (B)	0.79	-
8	Net Deferred Tax Liability (A)-(B)	0.79	(19.54)
9	Deferred Tax Liability provided last year	19.54	36.64
10	Deferred Tax Liability for the year	20.33	17.10

32. EARNING PER SHARE:

Sr. No.	Particulars	As at 31 Mar 17	As at 31 Mar 16
1	Net Profit (Loss) attributable to Equity Shareholders (Rs. In Lakhs)	1,030.19	1,276.00
2	Weighted average number of equity shares outstanding during the year (Nos.)	55,10,076	55,10,076
3	Nominal value of shares (Rs.)	10	10
4	Basic and Diluted Earnings / (Loss) per share	18.70	23.16
5	Adjusted Earnings per share of previous year	18.70	23.16



33. DISCONTINUING OPERATION :

The company has discontinued its food division business during the Financial Year 2016-17.

34. REMUNERATION TO AUDITOR :

		(Amount in INR Lacs)	
Sr. No.	Particulars	2016-17	2015-16
a)	Audit	2.25	1.50
b)	As Advisor, or in any other capacity in respect of		
	i) Taxation & Other Allied Matters	0.75	0.75
	ii) Company Law matters & Certificate	Nil	Nil

35. QUANTITATIVE DETAILS

Particulars	Opening Stock		Purchases		Consumption		Sales		Closing Stock	
	(MT)	Rs. (In Lacs)	(MT)	Rs. (In Lacs)	(MT)	(MT)	Rs. (In Lacs)	(MT)	Rs. (In Lacs)	
Raw Material (A)										
(a) Raw Honey – Indigenous	1,265.97	856.04	16,456.72	13,605.64	13,569.21	0.00	0.00	4,153.49	3,524.56	
(b) Others Raw Material-Import	0.00	0.00	0.00	0.00	0.00	0.00	0.00	0.00	0.00	
(c) Others Raw Material-Indigenous	0.00	0.00	0.00	0.00	0.00	0.00	0.00	0.00	0.00	
(d) Stock in Process	19.62	24.05	0.00	0.00	0.00	0.00	0.00	153.95	144.03	
Other Goods										
(e) Others Goods-Indigenous	0.00	394.17	0.00	1,729.78	0.00	0.00	0.00	0.00	475.02	
(f) Others Goods- Imports	0.00	0.00	0.00	0.00	0.00	0.00	0.00	0.00	0.00	
Total (A)	1,285.59	1,274.27	16,456.72	15,335.42	13,569.21	0.00	0.00	4,307.44	4,143.61	
Particulars	Opening Stock		Purchases		Production		Sales		Closing Stock	
	(MT)	Rs. (In Lacs)	(MT)	Rs. (In Lacs)	(MT)	(MT)	Rs. (In Lacs)	(MT)	Rs. (In Lacs)	
Finished Material (B)										
Domestic										
(a) Honey Indigenous (Bulk & Bottle Pack)	39.36	49.05	0.00	0.00	1,970.54	1,888.40	4,743.37	94.62	123.07	
(b) Others	0.00	0.00	0.00	47.99	0.00	0.00	22.03	0.00	35.37	
Sub Total (a + b)	39.36	49.05	0.00	47.99	1,970.54	1,888.40	4,765.40	94.62	158.44	
Exports										
(a) Honey Export (Bulk & Bottle Pack)	33.14	49.94	0.00	0.00	8,735.96	7,868.74	10,328.39	900.37	1,109.08	
(b) Others	0.00	0.00	0.00	0.00		0.00	0.00	0.00	0.00	
Sub Total (a + b)	33.14	49.94	0.00	0.00	8,735.96	7,868.74	10,328.39	900.37	1,109.08	
Total (B)	72.50	98.99	0.00	47.99	10,706.51	9,757.14	15,093.79	994.98	1,267.52	

*** Purchase value of material includes only the cost of material rather than the landed cost



b) Relatives of Key Management Personnel

Mrs. Manisha Anand (Wife of Mr. Vimal Anand), Marketing - Head
Mrs. Sakshi Anand (Wife of Mr. Amit Anand), Administration - Head

c) Enterprises over which Key Management Personnel exercise significant influence:

A-One Enterprises, Proprietorship of Amit Anand

B) Related Parties Transactions

(Amount in INR Lakhs)				
Sr. No.	Particulars	Key Management Personnel	Relatives of Key Management Personnel	Enterprises over which Key Management Personnel exercise significant influence
Details of Transactions				
(i)	Security Deposit against Rent	35.00	35.00	NIL
(ii)	Rent (exclusive of service tax)	7.50	16.50	NIL
(iii)	Director's Remuneration	108.00		NIL
(iv)	Salary		78.00	NIL
(v)	Trading of goods			212.70

(C) Disclosure in respect of material transactions with related parties

(Amount in INR Lakhs)		
Sr. No.	Particulars	Amount
(i)	Security Deposit against Rent	
	Mr. Deepak Anand	35.00
	Mrs. Prem Anand	35.00
(ii)	Rent (exclusive of service tax)	
	Mrs. Prem Anand	16.50
	Mr. Deepak Anand	7.50
(iii)	Director's Remuneration	
	Mr. Vimal Anand	48.00
	Mr. Amit Anand	48.00
	Mr. Deepak Anand	12.00
(iv)	Salary	
	Mrs. Manisha Anand	42.00
	Mrs. Sakshi Anand	36.00
(v)	Trading of goods	
	A-One Enterprises, Proprietorship of Amit Anand	212.70



EARNINGS IN FOREIGN CURRENCY

Sr. No.	Particulars	Amount
a)	Value of Import on CIF Basis	Rs.1,028.35 Lacs (Previous year Rs.571.96 Lacs)
b)	Earning in foreign Exchange (FOB value of exports)	Rs.11,196.07 Lacs (Previous year Rs.11,132.56Lacs)
c)	Expenditure in foreign currency	
	Travelling and Business Promotion Expenses	Rs. 78.81 Lacs (Previous Year Rs. 7.18 Lacs)
	Exhibition Expenses	Rs. 3.12 Lacs (Previous Year Rs. 5.08 Lacs)
	Capital Assets	Rs. 28.49 Lacs (Previous Year 46.21 Lacs)
	Testing Charges	Rs. 69.75 Lacs (Previous Year NIL)
	Professional Fee and subscription	Rs. 2.18 Lacs (Previous Year Rs. 5.96 Lacs)
	Royalty Fees	NIL (Previous Year 5.05 Lacs)



37. Previous year figures are regrouped, rearranged, and recast wherever considered necessary to make them comparable with current year figures.

Note 1 to 37 referred above form an integral part of the Financial Statements.

For Sudhir Agarwal & Associates

Chartered Accountants

Firm Registration No: 509930C

Sudhir Kumar Agarwal

(Partner)

Membership No. - 088583

Place: New Delhi

Date: May 29, 2017

For and on behalf of the Board of Directors



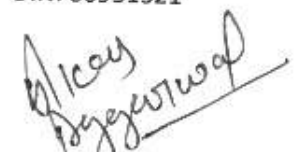
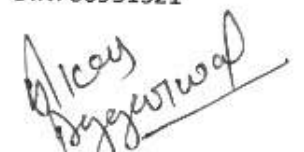

Deepak Anand
(Chairman)
DIN:00999570




Amit Anand
(Director cum CFO)
DIN: 00951321




Vimal Anand
(Managing Director cum
Compliance Officer)
DIN:00951380

Vikas Aggarwal
(Company Secretary)

